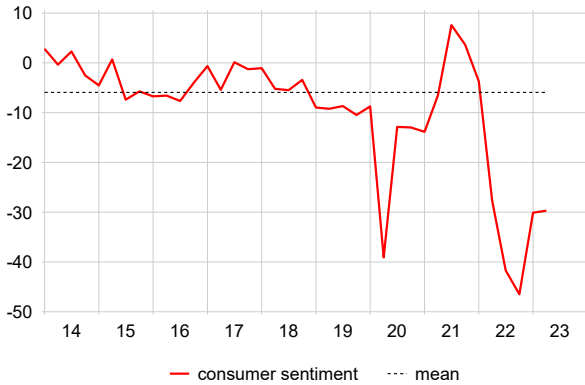




## Consumer sentiment, 02.05.2023<sup>1</sup>

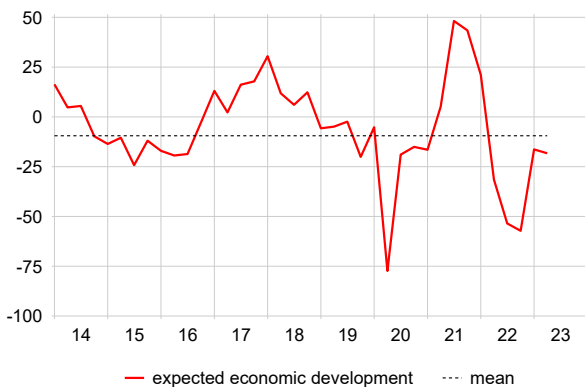
### Consumer sentiment index<sup>2</sup>

Calculated from the four sub-indices below

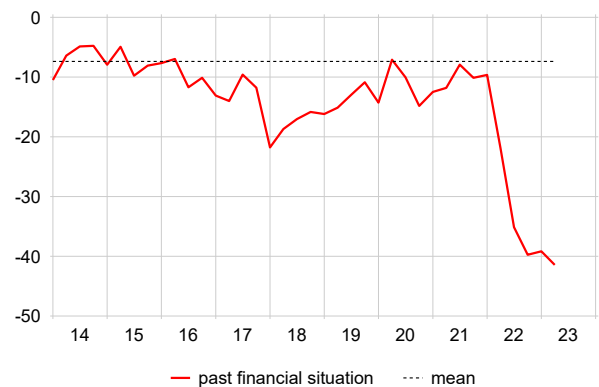


Quarter	22:3	22:4	23:1	23:2
<b>Consumer sentiment</b>	<b>-41.7</b>	<b>-46.5</b>	<b>-30.1</b>	<b>-29.7</b>
Expected economic development	-53.5	-57.2	-16.3	-18.3
Past financial situation	-35.1	-39.7	-39.2	-41.4
Expected financial situation	-34.8	-46.9	-24.8	-23.5
Major purchases	-43.3	-42.0	-40.1	-35.6

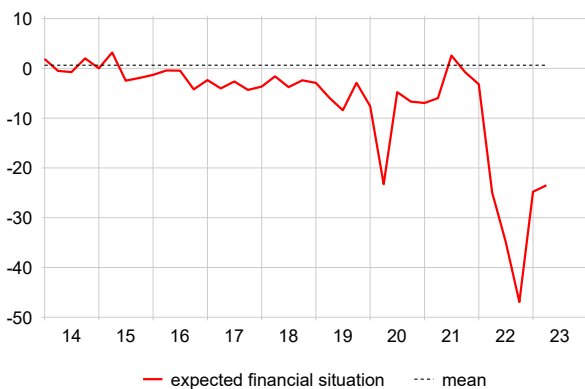
### Sub-index 1: Expected economic development



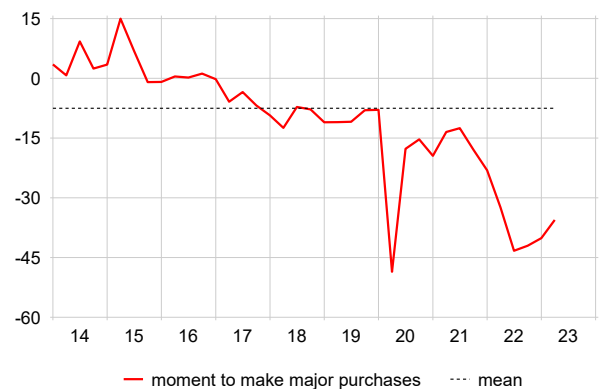
### Sub-index 2: Past financial situation



### Sub-index 3: Expected financial situation



### Sub-index 4: Major purchases



<sup>1</sup> The survey is held every January, April, July and October and is conducted by telephone and online. A total of 1063 people aged 16 and over took part in the last survey in German, French or Italian. Further information and the data are available at [www.seco.admin.ch/consumer-confidence](http://www.seco.admin.ch/consumer-confidence).

<sup>2</sup> Seasonally and calendar adjusted data. All means depicted in the figures refer to the time period from October 1972.